



TRUFORM Compression Stockings Measuring Guide

Patient Name: _____ Date: _____

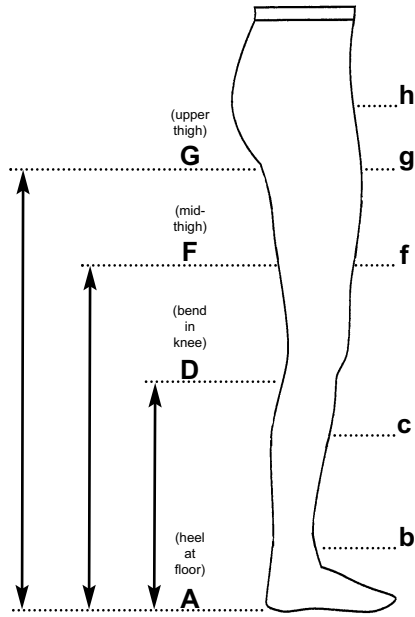
Patient Phone: _____ DOB: _____

Patient Address: _____

Physican Name (printed): _____ Physican Ph: _____

Select Style:

- Knee High
 Thigh High
 Panty Hose
 Socks



Measurements: To minimize the effects of swelling, measurements should be taken early in the morning when the legs are at their minimal size. Measure for the specific style at the points noted below; measurements should be in inches and taken at the largest circumference.

Knee-highs / Socks

- _____ Right Ankle (b)
- _____ Left Ankle (b)
- _____ Right Calf (c)
- _____ Left Calf (c)
- _____ Length (A-D)
- _____ Shoe Size

Thigh-high / Length

- _____ R Ankle (b)
- _____ L Ankle (b)
- _____ R Calf (c)
- _____ L Calf (c)
- _____ R Mid-thigh (f)
- _____ L Mid-thigh (f)
- _____ Length (A-F)

TruSheer Panty Hose

- _____ R Ankle (b)
- _____ L Ankle (b)
- _____ R Calf (c)
- _____ L Calf (c)
- _____ R Mid-thigh (f)
- _____ L Mid-thigh (f)
- _____ Hips (h)

For TRUFORM 20-30 & 30-40 Stockings

For TRUFORM Anti-em Thigh-length Stockings

- _____ R Upper-thigh (g)
- _____ L Upper-thigh (g)
- _____ Length (A-G)

Size Chart For Men's Socks - 1932, 1933, 1943, 1945, 1953

Sock Size	circumference			knee length
	ankle	calf	mid-thigh*	
Small	7" - 8 1/4"	11" - 14"	15 3/4" - 24 3/8"	Up to 15"
Medium	8 3/8" - 9 5/8"	13 1/2" - 16"	18 1/8" - 27 1/2"	Up to 16"
Large	9 3/4" - 11"	15 1/2" - 18"	21 1/4" - 30 3/4"	Up to 17"
X-Large	11 1/8" - 12 3/8"	17 1/2" - 20"	23 5/8" - 32"	Up to 18"

* Affects No. 1945 thigh high length only

Chart for Women's Socks, Knee & Thigh-high's

1773, 1774, 1963, 1973, 1975, 1976

Size	shoe size	regular stocking size	maximum mid-thigh girth*
Small	4-5	8 1/2 - 9	18 1/2"
Medium	5 1/2 - 7 1/2	9 1/2 - 10	19 1/2"
Large	8 - 10 1/2	10 1/2 - 11	20 1/2"
X-Large	11 - 12 1/2	11 1/2 - 12	21 1/2"

* Not a factor with knee-high's and socks.

Quick Reference Size Chart - 1932, 1933, 1943, 1945, 1953

Sock Size	Shoe Size
Small	7 and under
Medium	7 1/2 to 10
Large	10 1/2 to 12
X-Large	12 and over

Chart for LITES Pantyhose

		SIZE CHART WEIGHT																							
HEIGHT	lbs	90	95	100	105	110	115	120	125	130	135	140	145	150	155	160	165	170	175	180	185	190	195	200	210
	kg	41	43	45	47	50	52	54	56	58	61	63	65	68	70	72	74	77	79	82	84	86	88	91	95
4'11" (150 cm)																									
5'0" (152.2 cm)																									
5'1" (155 cm)																									
5'2" (157.5 cm)																									
5'3" (160 cm)																									
5'4" (162.5 cm)																									
5'5" (165 cm)																									
5'6" (167.5 cm)																									
5'7" (170 cm)																									
5'8" (172.5 cm)																									
5'9" (175 cm)																									
5'10" (178 cm)																									
5'11" (180.5 cm)																									

Chart for TruSoft Socks

Sock size	Male shoe size	Female shoe size
X-Small	3 1/2 to 5 1/2	4 1/2 to 6 1/2
Small	6 to 8	7 to 9
Medium	8 1/2 to 10	9 1/2 to 11
Large	10 1/2 to 12	11 1/2 to 13
X-Large	12 1/2 to 14	

See page two for TruSheer and Classic Medical size charts.



TRUFORM Measuring Guide

Charts for TruSheer Stockings

Knee-high: 0253, 0263

Size	circumference	
	ankle	calf
Small	7" - 8 1/4"	11" - 15"
Medium	8 1/4" - 9 1/2"	11 3/4" - 16 1/2"
Large	9 1/2" - 10 3/4"	12 1/2" - 18"
X-Large	10 3/4" - 12"	13" - 19"

Thigh-high: 0254, 0264

Size	circumference		
	ankle	calf	thigh
S	7" - 8 1/4"	11" - 15"	15 3/4" - 24 3/8"
M	8 1/4" - 9 1/2"	11 7/8" - 16 1/2"	18 1/8" - 27 1/2"
L	9 1/2" - 10 3/4"	12 1/2" - 18 1/2"	21 1/4" - 30 3/4"
XL	10 3/4" - 12"	13 3/8" - 19 5/8"	23 5/8" - 32"

Panty Hose: 0255, 0265, 0267

Size	circumference		
	ankle	thigh	hips
S	7" - 8 1/4"	15 3/4" - 24 3/8"	28" - 46"
M	8 3/8" - 9 7/8"	18 1/8" - 27 1/2"	30" - 50"
L	10" - 11 3/8"	21 1/4" - 30 3/4"	32" - 54"
XL	11 1/2" - 12"	23 5/8" - 32"	40" - 65"

Chart for Anti-embolism Stockings

0808, 8808 / 0810, 8810

Size	circumference			length	
	ankle	calf	thigh	to knee	to thigh
Small	7" - 8 1/4"	11" - 14"	up to 21"	up to 15"	up to 28"
Medium	8 3/8" - 9 5/8"	13 1/2" - 16"	up to 22"	up to 16"	up to 29"
Large	9 3/4" - 11"	15 1/2" - 18"	up to 24"	up to 17"	up to 30"
X-Large	11 1/8" - 12 3/8"	17 1/2" - 20"	up to 26"	up to 18"	up to 32"
2X-Large	12 1/2" - 13 3/4"	19 1/2" - 22"	N/A	up to 18"	N/A
3X-Large	12 1/2" - 13 3/4"	21 1/2" - 24"	N/A	up to 18"	N/A

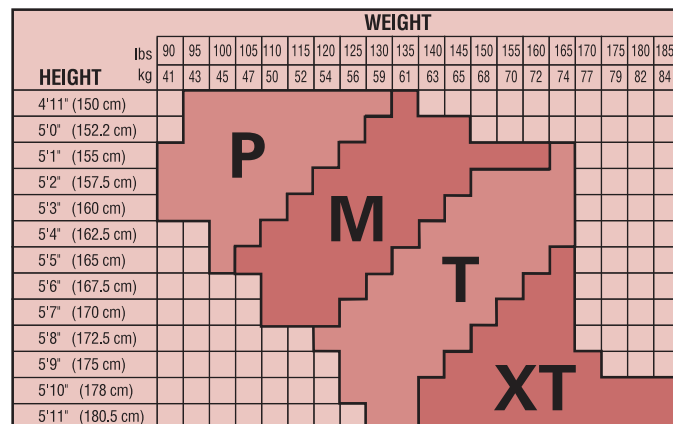
Chart for 20-30 and 30-40 Therapeutic Compression Stockings

**0844, 8844, 0845, 8845
0846, 8846, 0848, 8848
0864, 8864, 0865, 8865
0866, 8866, 8867, 0868, 8868**

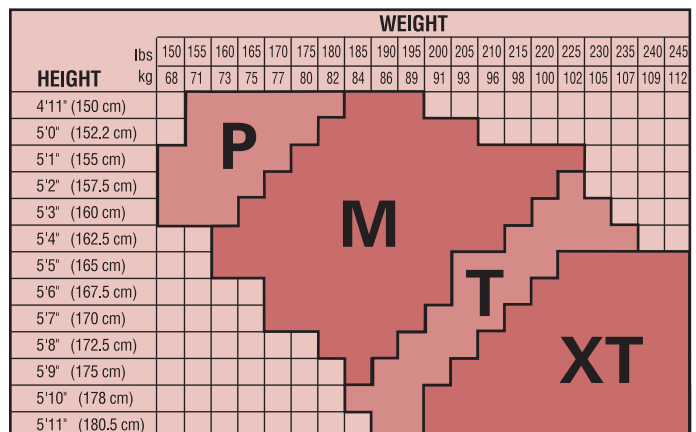
Size	circumference			length	
	ankle	calf	thigh	to knee	to thigh
Small	7" - 8 1/4"	11" - 14"	up to 20"	up to 15"	up to 26"
Medium	8 3/8" - 9 5/8"	13 1/2" - 16"	up to 22"	up to 16"	up to 28"
Large	9 3/4" - 11"	15 1/2" - 18"	up to 23"	up to 17"	up to 29"
X-Large	11 1/8" - 12 3/8"	17 1/2" - 20"	up to 24"	up to 18"	up to 31"
2X-Large	12 1/2" - 13 3/4"	19 1/2" - 22"	N/A	up to 18"	N/A
3X-Large	12 1/2" - 13 3/4"	21 1/2" - 24"	N/A	up to 18"	N/A

Chart for 20-30 Panty Hose

**1756 Regular Style
1757 Maternity Style (pre-pregnancy weight)**



1758 Petite, Full-figure



TRUFORM
Cincinnati, OH 45209

ph: 800.888.0458 / fx: 800.309.9055